



English Español

# Wayne Preparatory Academy


School Website:   
(<http://www.wpanc.org>)

**Grade Span:** KG-08

**Charter:** Yes

600 Tommy's  
Road, Goldsboro, NC  
27530  
919-734-8085

Go to the Analytics Site to  
(<https://ncreportcards.ondemand.sas.com/>)

Compare to Other  
Schools 

## 2018-19 Overall Performance

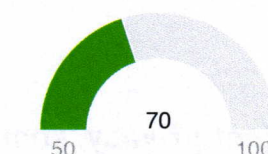
View Performance by  
School or District

View Performance by  
Subgroup


**C** 2018-19  
GRADE

**55**

PERFORMANCE GRADE SCORE




Academic Growth

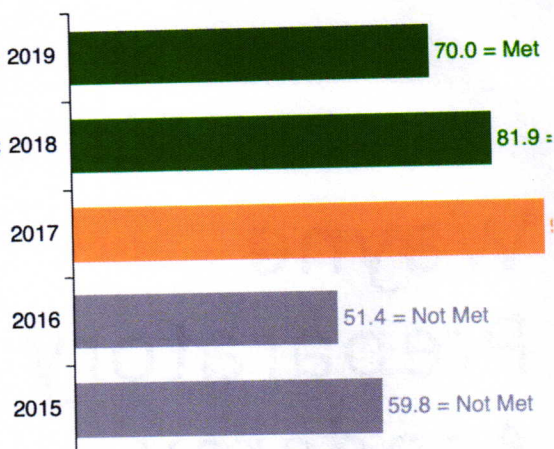
 **Growth Met**

Growth Range	Growth Status
85.0-100.0	Exceeded
70.0-84.9	Met
50.0-69.9	Not Met

### Performance Grade Score History



### Academic Growth History



**D**

2018-19  
EOG MATH GRADE

**46**

EOG MATH GRADE  
SCORE

**C**

2018-19  
EOG READING GRADE

**58**

EOG READING GRADE  
SCORE

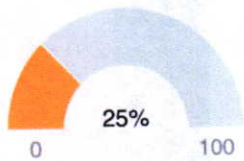
✓ Growth Met

**Note - To protect student privacy, some data values for small groups will be suppressed as "> 95%" or "< 5%" in the charts or tables below. For counts less than 10, no data will be displayed.**

2018-19 Student  
Characteristics &  
Participation

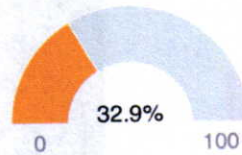
This section describes some key measures about the students at this school.

### Incoming Student Readiness

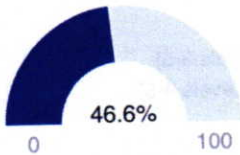


25% of the students entering 6th Grade across the school are proficient.

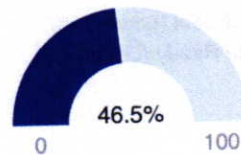
### Percentage Economically Disadvantaged



32.9% of Students across the school are economically disadvantaged.



46.6% of the students entering 6th Grade across the state are proficient.




46.5% of Students across the state are economically disadvantaged.

## 2018-19 Student Performance

Student Performance  
by School/District

Student Performance  
by Subgroup

This section describes student performance in various test subject areas. Student test performance is reported as one of five achievement levels . Levels 1 and 2 are below grade level. Level 3 is grade level proficient. Levels 4 and 5 indicate students are on track for career and college readiness. For math, student test performance is reported as one of four achievement levels. Not Proficient is below grade level. Level 3 is grade level proficient, Levels 4 and 5 indicate students are on track for career and college readiness.

## Proficiency in Subject Areas

### Math Performance

Summary Chart

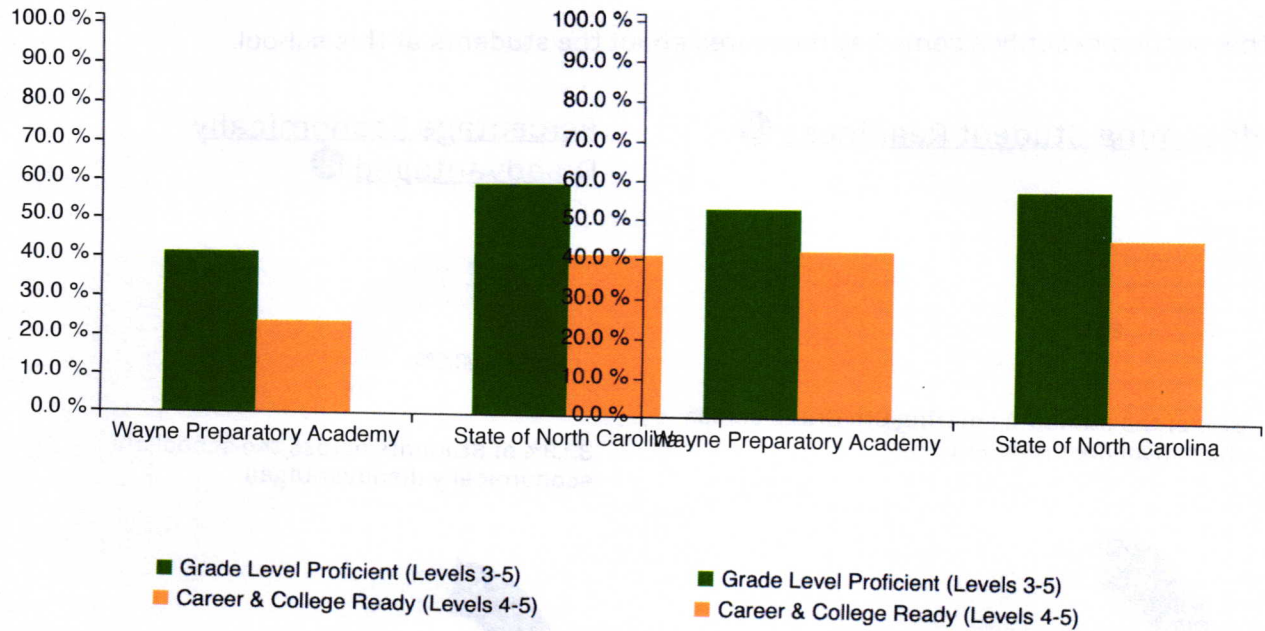
Table

### English Language Arts/ Reading Performance

Summary Chart

Table

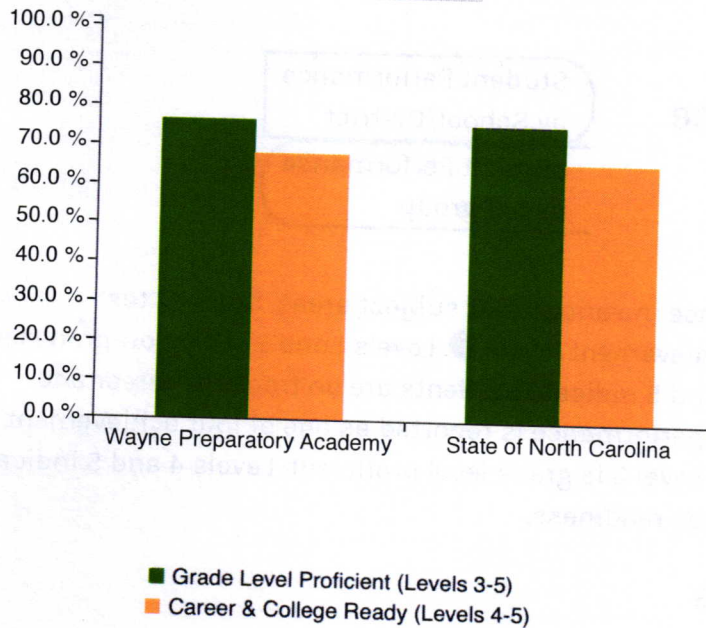





### Science Performance


Summary Chart

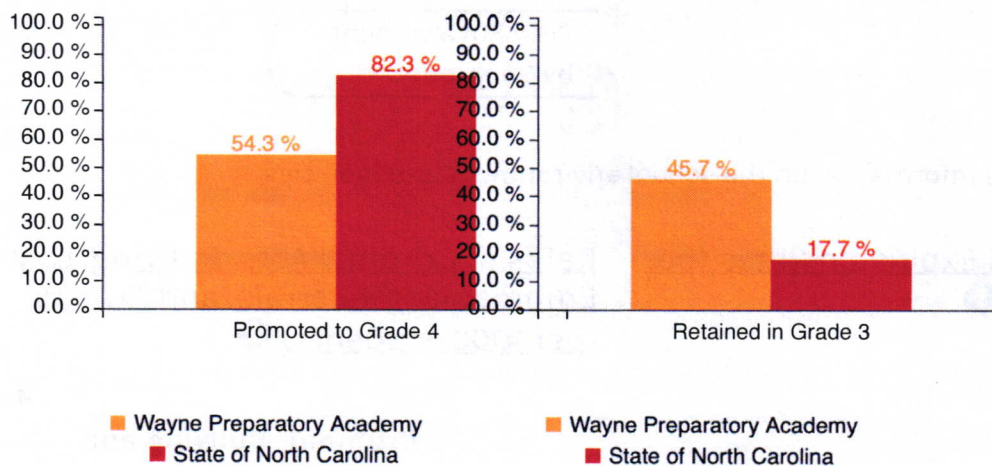
Table



### Other Measures

Read to Achieve - Promoted to Grade 4 

Read to Achieve - Retained in Grade 3 



### Test Participation <sup>i</sup>

Percentage of students participating in state mandated standardized testing.

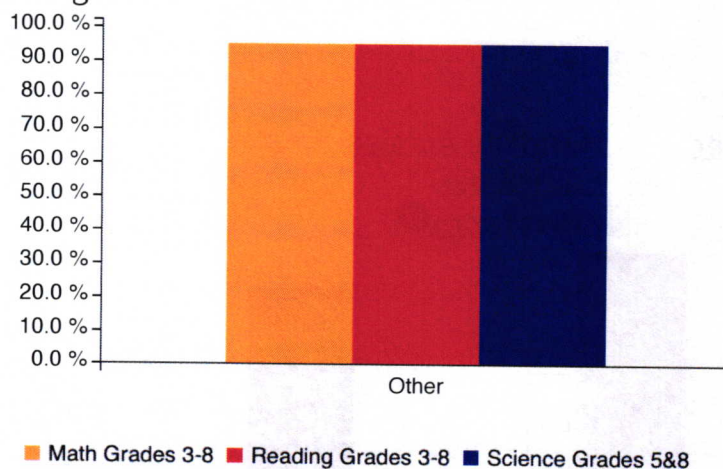


Chart Table

### Students with Disabilities Alternate Test Participation

The percent of tested students is expected to be below 1% at the state level. Most schools have so few students that this information may be masked to protect student privacy. <sup>i</sup>

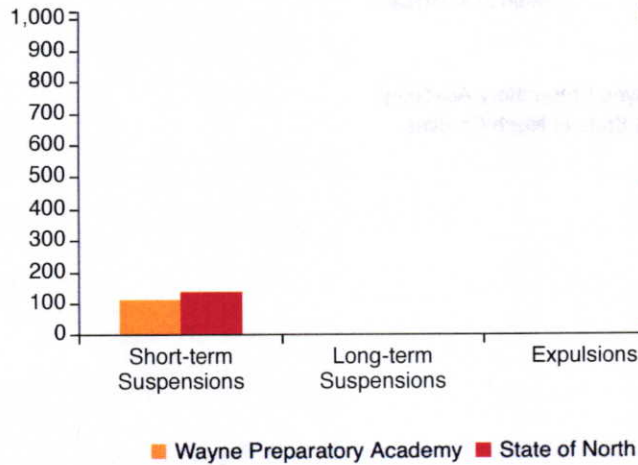
2018-19 School Environment

View Environment  
by School/District

View Environment  
by Subgroup

This section provides information on the school environment and facilities

### Suspension and Expulsion Rates (per 1000 students) <sup>i</sup>

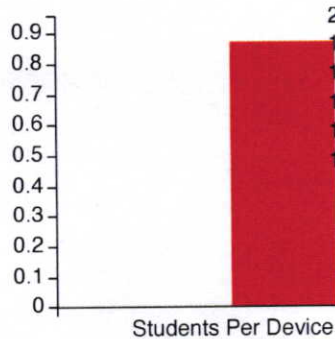


### Rates of Criminal Acts, Bullying, Law Enforcement Referrals, and Arrests (per 1000 Students) <sup>i</sup>

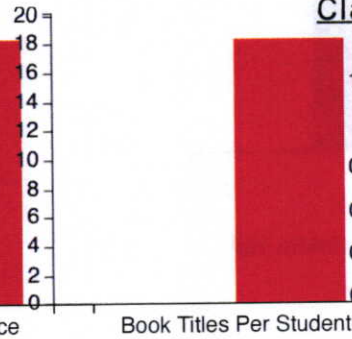
	Criminal Acts	Bullying and Harassment	Law Enforcement Referrals and Arrests
Wayne Preparatory Academy	1.48	5.92	
State of North Carolina	6.29	11.28	

Chart Table

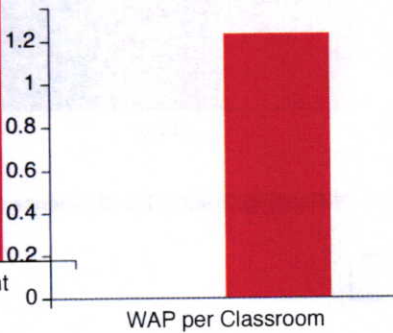
### Students Per Device <sup>i</sup>



### Book Titles Per Student <sup>i</sup>



### Wireless Access Points per Classroom <sup>i</sup>



Wayne Preparatory Academy State of North Carolina Wayne Preparatory Academy State of North Carolina Wayne Preparatory Academy State of North Carolina

Chart Table

Chart Table

Chart Table

⊙ Strategic Planning 2018-19

This section provides information on Wayne Preparatory Academy's strategic planning, goals and progress.

- Title 1 Status ⓘ
- Comprehensive or Targeted Support:
  - Targeted Support and Improvement (TSI) Additional Targeted Support ⓘ
  - Targeted Support and Improvement (TSI) Consistently Underperforming Subgroups (CU) ⓘ

### 📊 Progress Goals ⓘ

This school has progress goals for Math Grades 3-8, and Reading Grades 3-8 in the following student groups - ALL, Black, Economically Disadvantaged, Students w/ Disabilities, Two or More Races, and White.

Click the following link 📄 ([http://accrpt.ncpublicschools.org/essa\\_ltg/ltg.html](http://accrpt.ncpublicschools.org/essa_ltg/ltg.html)) to see the progress of student groups at this school (note you will need to select this school again).